

SHARK Diving Awareness

Mike Ball Dive Expeditions

www.mikeball.com





ABOUT – Mike Ball Dive Expeditions



Global Shark Diving
www.globalsharkdiving.org

Co-Founding member of
Global Shark Diving ...



ABOUT Mike Ball Dive Expeditions

- 1969, Mike Ball commenced business.
- 1987, commenced shark diving at Hungry Jacks in the Coral Sea.
- 2002, Mike Ball, 1st liveaboard operator inducted into the International Scuba Diving Hall of Fame.
- 2014, Co-Founding Member of Global Shark Diving.



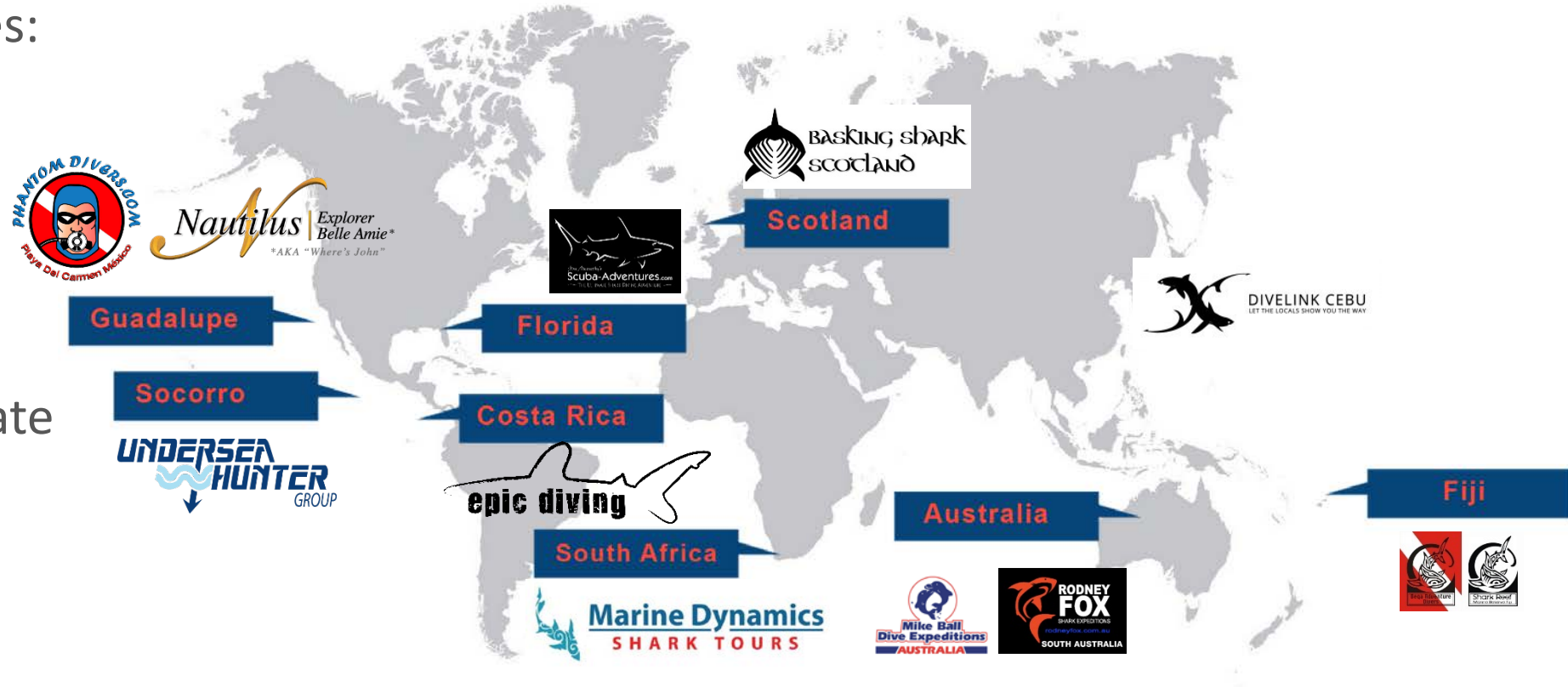
GLOBAL SHARK DIVING



Global Shark Diving
www.globalsharkdiving.org

Our global alliance of shark diving operators ensures:

- **Your safety** is our primary concern.
- We are dedicated to **Shark Conservation**.
- We support & facilitate **Shark Research**.



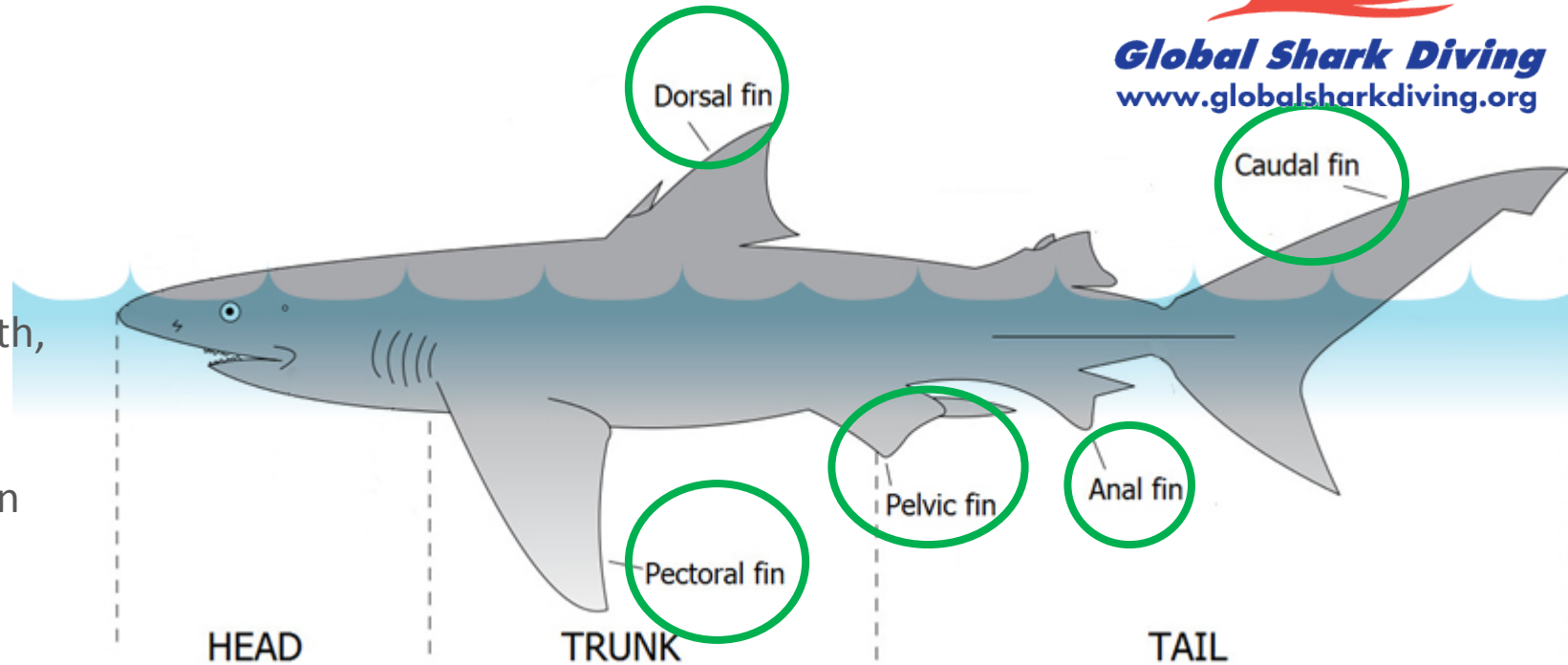
SHARK Diving Awareness



ABOUTS - Sharks



Global Shark Diving
www.globalsharkdiving.org



- Osprey sharks are one of the worlds thriving shark populations due to the interest of dive vessels.
- Grey reef shark have 26-28 rows of teeth, white tip have 80-100 total rows.
- A single lost tooth is replaced naturally in one day.
- Sharks filter oxygen through gills (some can do it when stationary).
- They can detect vibrations & electrical signals i.e. camera strobes.

Question: How many fins do sharks have?

**5: Dorsal & Caudal
Pectoral, Pelvic & Anal.**



SHARK SPECIES - Commonly Seen



White Tip Reef Shark

- Adults up to 1.6m- 5f/4inches.
- Slim, tube shape.
- White tip on dorsal & upper caudal fin.



Grey Reef Shark

- Adults up to 1.8m- 6f/4inches.
- V shape from side or above.
- May have a white tip on dorsal.



Silver Tip Shark

- Resemble a larger, bulkier grey reef shark.
- White tip & border on all fins.



SHARK SPECIES - Occasionally Seen




Global Shark Diving
www.globalsharkdiving.org

Wobbegong Shark



Thresher Shark
(Infrequent Sightings)




Epaulette Shark



Scalloped Hammer Head Shark
(April – Sept)

Leopard Shark



Tiger Shark
(Very Rarely Sighted)





3 SHARK DIVES – From Spoilsport



PASSIVE SHARK

- Approx. 10 sharks, close!
- White tip, grey reef, silver tip*.
- Duration - normal dive.
- Photo value – 6.

* Silver tips, at Amazing & Amphitheatre.



AMPITHEATRE SHARK

- 30 -40 Sharks in Frenzy.
- White tip, grey reef, silver tip.
- Duration is 20-30 minutes.
- Photo value – 8.



PRIVATE SHARK SHOOT

- Approx. 20 sharks.
- White tip, grey reef, silver tip.
- Duration, 20-30 minutes.
- Photo value – 10.

Conditions:

80 ocean dives inc. 2 x shark dives.
Require DSLR or Large Compact Rig.
\$75pp. max 8. \$150 one person.



SHARK INTERACTIONS – Keep Safe - Follow our Directions!



PASSIVE SHARK

- Sharks in CRUISE mode.
- **Keep Safe! Follow our directions.**
- Keep 3 metres from bait crate/fish.
- Low risk, no fish fed to sharks!
- White tips, rarely aggressive.
- No direct supervision required.



AMPHITHEATRE SHARK

- Sharks in FRENZY mode.
- **Keep safe, Stay where directed!**
- Do not approach bait bin/bait.
- Don't harass sharks. They can be aggressive.
- Recommend black gloves.
- Keep calm, watch SDM.
- Move away from agitated sharks.
- Shark Divemaster & Safety Diver.



PRIVATE SHARK SHOOT

- Sharks in CRUISE Mode.
- **Keep Safe. Stay where directed!**
- Keep 1 metre away from bait crate/bait.
- Don't harass sharks. They can be aggressive.
- Wear black suit, hood & gloves.
- Keep calm, watch SDM.
- Move away from agitated sharks.
- Keep camera between you & shark.
- Shark Divemaster.



SHARK – Safety Considerations

1

DON'T HARASS SHARKS

Don't touch, grab, hit or interfere with.

2

BIG ANIMALS WITH TEETH

Sharks are potentially dangerous.
They can lose teeth on the shark feed as they do hunting.

3

STAY CALM

Observe DM, keep calm at all times.
Sharks will be agitated by loose bait.
Back away from agitated sharks!

2

EXPOSED SKIN

Limit the amount of skin you expose.

Private shark shoot:

- Black wet suit gloves and hood!



RED RISKS:

Loose Shark Bait will excite/agitate the sharks

- DM will direct you away from area.
- Observe DM. Move away from loose shark bait/agitated sharks.

Strong Currents at Amphitheatre Shark Dives

- The transit line (dive deck to mooring)
MUST BE USED from dive deck to & from dive.
- **Do safety stop on wall or transit line prior to exiting.**

Here we do not use the Spoilsport deco bar.
The strong currents can make it hazardous.
Divers can be swept down current and require pick-up.





PHOTOGRAPHY - Tips

- Bommie + Amphitheatre Layout
- Bin Parade + Feed
- 20-30minute duration

TOP TIPS

- Medium-wide lens, 75-125 degrees
- Setup early; get in early
- Meter camera with test shot in water
- Close up shots during bin parade
- Wider shots during feed; aim for quality over quantity
- Overhead silhouettes
- **TEST SHOTS ON SURFACE PRE-DIVE!**



